

RoHS

**CUST INFORMATION.**

PART NO. NA	DRAWING NO. NA	REV. NA
----------------	-------------------	------------

Specifications:

- 1.Current rating:1A AC,DC
- 2.Voltage rating:125V AC,DC
- 3.Temperature range:-40°C~+105°C
- 4.Contact resistance:10mΩMax.
- 5.Insulation resistance:100MΩMin.
- 6.Withstanding voltage:250V AC/minute
- 7.Material: LCP UL 94V-0  
Contact:SQ0.30mm Phosphor Bronze,Gold Over Nickel  
Solder Tab:0.2mm Brass,Matte Tin-Plated
- 8.Bill Of Part No.:  
FU1253WRS-XP-X-HF

Pin:	Material Color
2	A : White
3	B : Black
4	C : Red
.	D : Orangr
.	E : Yellow
.	F : Green

A

B

C

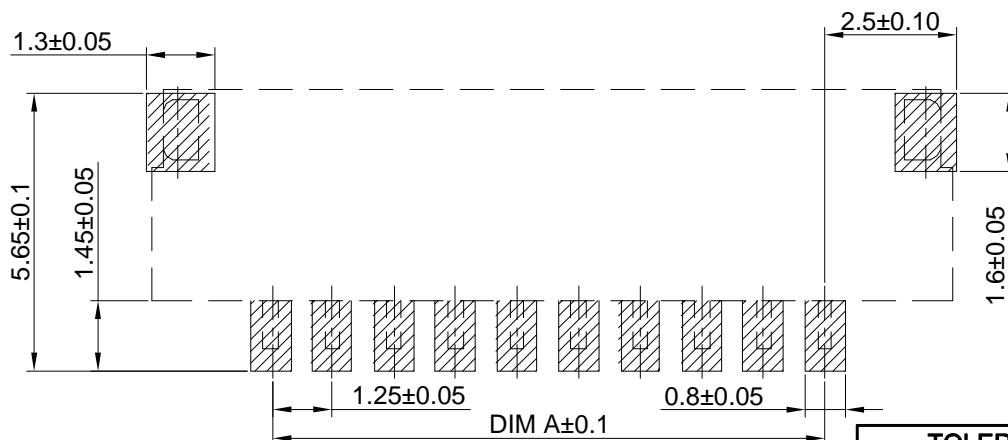
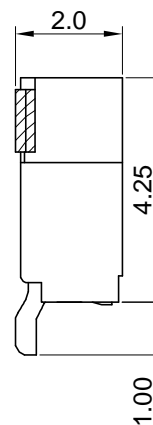
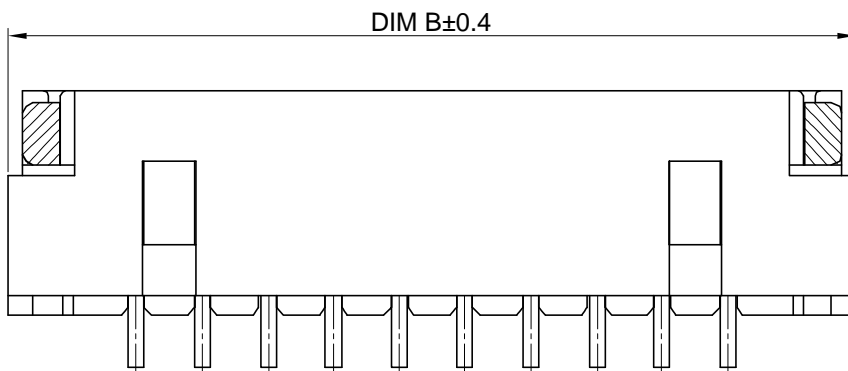
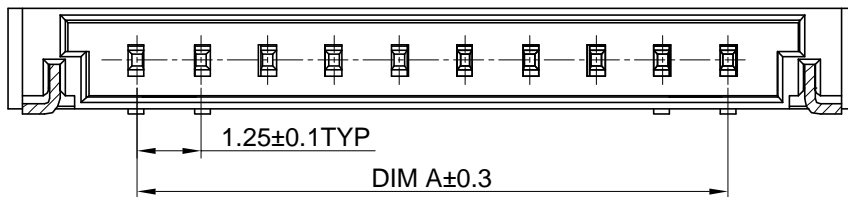
D

A

B

C

D



PCB LAYOUT

9.Ordering Information & Dimensions

			11.25	16.10	10
36.25	41.10	30	10.00	14.85	9
30.00	34.85	25	8.75	13.60	8
23.75	28.60	20	7.50	12.35	7
17.50	22.35	15	6.25	11.10	6
16.25	21.10	14	5.00	9.85	5
15.00	19.85	13	3.75	8.60	4
13.75	18.60	12	2.50	7.35	3
12.50	17.35	11	1.25	6.10	2
A	B	PIN	A	B	PIN

<b>TOLERANCE</b>		PART NO. FU1253WRS-XP-X-HF		东莞市福朗连接器制造有限公司 DONGGUAN FULANG CONNECTOR MANUFACTURING Co., LTD	
X.	X.XXX ±0.10	DRAWING NO. C-FU1253WRS-XP-X-HF		TITLE. 1.25mm PITCH 90° WAFER (R-SMT TYPE)	
X.X ±0.30	Angular ±2°	APPROVED BY	CHECKED BY	DRAWN BY	PAGE 1 OF 1
X.XX ±0.20	UNIT: mm			SCALE 1: 1	REV. A
DWG TYPE. Customer Drawing					

A		For New Drawing	GuobaoLi	2017.12.11
REV.	ECN NO	REVISION RECORD	DRAW	DATE